

# FORM NO. MGT-7

[Pursuant to sub-Section(1) of section 92 of the Companies Act, 2013 and sub-rule (1) of rule 11of the Companies (Management and Administration) Rules, 2014]



सत्यमेव जयते

# Annual Return (other than OPCs and Small Companies)

Form language  English  Hindi

Refer the instruction kit for filing the form.

## I. REGISTRATION AND OTHER DETAILS

- (i) \* Corporate Identification Number (CIN) of the company
- Global Location Number (GLN) of the company
- \* Permanent Account Number (PAN) of the company
- (ii) (a) Name of the company
- (b) Registered office address
- NO. 8B, DOSHI TOWERS, 8TH FLOOR,  
NO:205, POONAMALLEE HIGH ROAD, KILPAUK  
CHENNAI  
Tamil Nadu  
600010
- (c) \*e-mail ID of the company
- (d) \*Telephone number with STD code
- (e) Website
- (iii) Date of Incorporation
- (iv)
- | Type of the Company | Category of the Company   | Sub-category of the Company   |
|---------------------|---------------------------|-------------------------------|
| Public Company      | Company limited by shares | Indian Non-Government company |
- (v) Whether company is having share capital  Yes  No
- (vi) \*Whether shares listed on recognized Stock Exchange(s)  Yes  No

(a) Details of stock exchanges where shares are listed

S. No.	Stock Exchange Name	Code
1	National Stock Exchange Limited	1
2	BSE Limited	1,024

(b) CIN of the Registrar and Transfer Agent

U72400TG2017PLC117649

Pre-fill

Name of the Registrar and Transfer Agent

KFIN TECHNOLOGIES LIMITED

Registered office address of the Registrar and Transfer Agents

Selenium, Tower B, Plot No- 31 & 32,  
Financial District, Nanakramguda, Serilingampally

(vii) \*Financial year From date 01/04/2021 (DD/MM/YYYY) To date 31/03/2022 (DD/MM/YYYY)

(viii) \*Whether Annual general meeting (AGM) held  Yes  No

(a) If yes, date of AGM

(b) Due date of AGM

30/09/2022

(c) Whether any extension for AGM granted

Yes  No

(f) Specify the reasons for not holding the same

The AGM will be held on August 19,2022

## II. PRINCIPAL BUSINESS ACTIVITIES OF THE COMPANY

\*Number of business activities

1

S.No	Main Activity group code	Description of Main Activity group	Business Activity Code	Description of Business Activity	% of turnover of the company
1	K	Financial and insurance Service	K8	Other financial activities	100

## III. PARTICULARS OF HOLDING, SUBSIDIARY AND ASSOCIATE COMPANIES (INCLUDING JOINT VENTURES)

\*No. of Companies for which information is to be given

1

Pre-fill All

S.No	Name of the company	CIN / FCRN	Holding/ Subsidiary/Associate/ Joint Venture	% of shares held
1	APTUS FINANCE INDIA PRIVAT	U74900TN2015PTC102252	Subsidiary	100

#### IV. SHARE CAPITAL, DEBENTURES AND OTHER SECURITIES OF THE COMPANY

##### (i) \*SHARE CAPITAL

###### (a) Equity share capital

Particulars	Authorised capital	Issued capital	Subscribed capital	Paid up capital
Total number of equity shares	530,000,000	496,918,095	496,918,095	496,918,095
Total amount of equity shares (in Rupees)	1,060,000,000	993,836,190	993,836,190	993,836,190

Number of classes

1

Class of Shares	Authorised capital	Issued capital	Subscribed capital	Paid up capital
Equity Shares				
Number of equity shares	530,000,000	496,918,095	496,918,095	496,918,095
Nominal value per share (in rupees)	2	2	2	2
Total amount of equity shares (in rupees)	1,060,000,000	993,836,190	993,836,190	993,836,190

###### (b) Preference share capital

Particulars	Authorised capital	Issued capital	Subscribed capital	Paid-up capital
Total number of preference shares	0	0	0	0
Total amount of preference shares (in rupees)	0	0	0	0

Number of classes

0

Class of shares	Authorised capital	Issued capital	Subscribed capital	Paid up capital
Number of preference shares				
Nominal value per share (in rupees)				
Total amount of preference shares (in rupees)	0	0		

###### (c) Unclassified share capital

Particulars	Authorised Capital
Total amount of unclassified shares	0

###### (d) Break-up of paid-up share capital

Class of shares	Number of shares			Total nominal amount	Total Paid-up amount	Total premium
	Physical	DEMAT	Total			
<b>Equity shares</b>						
<b>At the beginning of the year</b>	67,025	481,349,265	481416290	962,832,580	949,332,580	
<b>Increase during the year</b>	0	15,501,805	15501805	31,003,610	44,503,610	4,991,121,000
i. Public Issues	0	14,164,305	14164305	28,328,610	28,328,610	4,971,671,000
ii. Rights issue	0	0	0	0	0	0
iii. Bonus issue	0	0	0	0	0	0
iv. Private Placement/ Preferential allotment	0	0	0	0	0	0
v. ESOPs	0	1,337,500	1337500	2,675,000	2,675,000	19,450,000
vi. Sweat equity shares allotted	0	0	0	0	0	0
vii. Conversion of Preference share	0	0	0	0	0	0
viii. Conversion of Debentures	0	0	0	0	0	0
ix. GDRs/ADRs	0	0	0	0	0	0
x. Others, specify					13,500,000	
Call money received towards partly paid up shares						
<b>Decrease during the year</b>	0	0	0	0	0	0
i. Buy-back of shares	0	0	0	0	0	0
ii. Shares forfeited	0	0	0	0	0	0
iii. Reduction of share capital	0	0	0	0	0	0
iv. Others, specify						
<b>At the end of the year</b>	67,025	496,851,070	496918095	993,836,190	993,836,190	
<b>Preference shares</b>						
<b>At the beginning of the year</b>	0	0	0	0	0	
<b>Increase during the year</b>	0	0	0	0	0	0
i. Issues of shares	0	0	0	0	0	0
ii. Re-issue of forfeited shares	0	0	0	0	0	0

iii. Others, specify						
<b>Decrease during the year</b>	0	0	0	0	0	0
i. Redemption of shares	0	0	0	0	0	0
ii. Shares forfeited	0	0	0	0	0	0
iii. Reduction of share capital	0	0	0	0	0	0
iv. Others, specify						
<b>At the end of the year</b>	0	0	0	0	0	

ISIN of the equity shares of the company

INE852O01025

**(ii) Details of stock split/consolidation during the year (for each class of shares)**

1

Class of shares		(i)	(ii)	(iii)
Before split / Consolidation	Number of shares	96,283,258		
	Face value per share	10		
After split / Consolidation	Number of shares	481,416,290		
	Face value per share	2		

**(iii) Details of shares/Debentures Transfers since closure date of last financial year (or in the case of the first return at any time since the incorporation of the company) \***

Nil

[Details being provided in a CD/Digital Media]

Yes

No

Not Applicable

Separate sheet attached for details of transfers

Yes

No

Note: In case list of transfer exceeds 10, option for submission as a separate sheet attachment or submission in a CD/Digital Media may be shown.

Date of the previous annual general meeting

Date of registration of transfer (Date Month Year) <input type="text"/>			
Type of transfer	<input type="text"/>	1 - Equity, 2- Preference Shares,3 - Debentures, 4 - Stock	
Number of Shares/ Debentures/ Units Transferred	<input type="text"/>	Amount per Share/ Debenture/Unit (in Rs.)	<input type="text"/>
Ledger Folio of Transferor <input type="text"/>			
Transferor's Name	<input type="text"/>	<input type="text"/>	<input type="text"/>
	Surname	middle name	first name
Ledger Folio of Transferee <input type="text"/>			
Transferee's Name	<input type="text"/>	<input type="text"/>	<input type="text"/>
	Surname	middle name	first name

Date of registration of transfer (Date Month Year) <input type="text"/>			
Type of transfer	<input type="text"/>	1 - Equity, 2- Preference Shares,3 - Debentures, 4 - Stock	
Number of Shares/ Debentures/ Units Transferred	<input type="text"/>	Amount per Share/ Debenture/Unit (in Rs.)	<input type="text"/>
Ledger Folio of Transferor <input type="text"/>			
Transferor's Name	<input type="text"/>	<input type="text"/>	<input type="text"/>
	Surname	middle name	first name
Ledger Folio of Transferee <input type="text"/>			
Transferee's Name	<input type="text"/>	<input type="text"/>	<input type="text"/>
	Surname	middle name	first name

**(iv) \*Debentures (Outstanding as at the end of financial year)**

Particulars	Number of units	Nominal value per unit	Total value
Non-convertible debentures	20,087,500	100,100000	3,757,000,000
Partly convertible debentures	0	0	0
Fully convertible debentures	0	0	0
<b>Total</b>			3,757,000,000

**Details of debentures**

Class of debentures	Outstanding as at the beginning of the year	Increase during the year	Decrease during the year	Outstanding as at the end of the year
Non-convertible debentures	3,757,000,000	0	0	3,757,000,000
Partly convertible debentures	0	0	0	0
Fully convertible debentures	0	0	0	0

**(v) Securities (other than shares and debentures)**

0

Type of Securities	Number of Securities	Nominal Value of each Unit	Total Nominal Value	Paid up Value of each Unit	Total Paid up Value
<b>Total</b>					

**V. \*Turnover and net worth of the company (as defined in the Companies Act, 2013)****(i) Turnover**

6,789,682,676

**(ii) Net worth of the Company**

27,658,954,594

**VI. (a) \*SHARE HOLDING PATTERN - Promoters**

S. No.	Category	Equity		Preference	
		Number of shares	Percentage	Number of shares	Percentage
1.	Individual/Hindu Undivided Family				
	(i) Indian	124,597,490	25.07	0	
	(ii) Non-resident Indian (NRI)	0	0	0	
	(iii) Foreign national (other than NRI)	0	0	0	

2.	Government				
	(i) Central Government	0	0	0	
	(ii) State Government	0	0	0	
	(iii) Government companies	0	0	0	
3.	Insurance companies	0	0	0	
4.	Banks	0	0	0	
5.	Financial institutions	0	0	0	
6.	Foreign institutional investors	0	0	0	
7.	Mutual funds	0	0	0	
8.	Venture capital	0	0	0	
9.	Body corporate (not mentioned above)	185,205,240	37.27	0	
10.	Others Promoter Trust	5,430	0	0	
	<b>Total</b>	309,808,160	62.34	0	0

**Total number of shareholders (promoters)**

10

**(b) \*SHARE HOLDING PATTERN - Public/Other than promoters**

S. No.	Category	Equity		Preference	
		Number of shares	Percentage	Number of shares	Percentage
1.	Individual/Hindu Undivided Family				
	(i) Indian	17,936,564	3.61	0	
	(ii) Non-resident Indian (NRI)	0	0	0	
	(iii) Foreign national (other than NRI)	0	0	0	
2.	Government				
	(i) Central Government	0	0	0	
	(ii) State Government	0	0	0	
	(iii) Government companies	0	0	0	
3.	Insurance companies	0	0	0	



4.	Banks	0	0	0	
5.	Financial institutions	273	0	0	
6.	Foreign institutional investors	56,631,591	11.4	0	
7.	Mutual funds	7,038,503	1.42	0	
8.	Venture capital	0	0	0	
9.	Body corporate (not mentioned above)	10,755,875	2.16	0	
10.	Others Alternate Investment Fund, #	94,747,129	19.07	0	
	<b>Total</b>	187,109,935	37.66	0	0

**Total number of shareholders (other than promoters)**

138,424

**Total number of shareholders (Promoters+Public/  
Other than promoters)**

138,434

**(c) \*Details of Foreign institutional investors' (FIIs) holding shares of the company**

60

Name of the FII	Address	Date of Incorporation	Country of Incorporation	Number of shares held	% of shares held
WF ASIAN RECONNAIS #				14,257,310	2.87
SMALLCAP WORLD FU #				9,705,352	1.95
THE GENESIS GROUP I #				4,039,423	0.81
NOMURA INDIA INVES #				3,142,772	0.63
ABERDEEN STANDARD #				2,397,413	0.48
ABERDEEN GLOBAL IN #				1,886,582	0.38
NEW CAPITAL UCITS F #				1,724,612	0.35
NEUBERGER BERMAN #				1,707,043	0.34
OLD WELL EMERGING #				1,690,038	0.34
COPTHALL MAURITIUS #				1,341,637	0.27
THE GENESIS EMERGIN #				1,192,032	0.24
ABERDEEN STANDARD #				1,172,000	0.24
STEADVIEW CAPITAL #				1,112,749	0.22

Name of the FII	Address	Date of Incorporation	Country of Incorporation	Number of shares held	% of shares held
AMERICAN FUNDS INS +				1,065,624	0.21
HOSTPLUS POOLED SI +				811,857	0.16
THE INDIA FUND INC				778,402	0.16
ABERDEEN NEW INDIA +				687,990	0.14
NEUBERGER BERMAN +				676,000	0.14
SEI INSTITUTIONAL IN +				602,181	0.12
ALBERTA INVESTMENT +				558,879	0.11
ABERDEEN EMERGING +				536,400	0.11
THE STATE TEACHERS +				453,425	0.09
FP BRUNEL PENSION F +				380,758	0.08
GENESIS EMERGING M +				343,367	0.07
THE SAUDI SECOND IN +				282,703	0.06

**VII. \*NUMBER OF PROMOTERS, MEMBERS, DEBENTURE HOLDERS**  
(Details, Promoters, Members (other than promoters), Debenture holders)

Details	At the beginning of the year	At the end of the year
Promoters	3	3
Members (other than promoters)	37	138,431
Debenture holders	4	22

**VIII. DETAILS OF DIRECTORS AND KEY MANAGERIAL PERSONNEL**






**(A) \*Composition of Board of Directors**

Category	Number of directors at the beginning of the year		Number of directors at the end of the year		Percentage of shares held by directors as at the end of year	
	Executive	Non-executive	Executive	Non-executive	Executive	Non-executive
<b>A. Promoter</b>	1	0	1	0	19.35	0
<b>B. Non-Promoter</b>	0	7	0	7	0	0.11
(i) Non-Independent	0	3	0	2	0	0.08

(ii) Independent	0	4	0	5	0	0.03
<b>C. Nominee Directors representing</b>	0	2	0	2	0	0
(i) Banks & FIs	0	0	0	0	0	0
(ii) Investing institutions	0	0	0	0	0	0
(iii) Government	0	0	0	0	0	0
(iv) Small share holders	0	0	0	0	0	0
(v) Others	0	2	0	2	0	0
Total	1	9	1	9	19.35	0.11

Number of Directors and Key managerial personnel (who is not director) as on the financial year end date 12

**(B) (i) \*Details of directors and Key managerial personnel as on the closure of financial year**

Name	DIN/PAN	Designation	Number of equity share(s) held	Date of cessation (after closure of financial year : If any)
Munuswamy Anandan	00033633	Managing Director	96,164,165	
Kandheri Munuswamy M 	00707839	Director	125,100	
Sankaran Krishnamurth 	00066044	Director		
Krishnamurthy Vijayan	00589406	Director		
Shailesh Jayantilal Meh 	01633893	Director		
Kannan Gopalaraghava 	03443982	Director		
Mona Kachhwaha	01856801	Director		
Suman Bollina	07136443	Director	416,665	
Sumir Chadha	00040789	Nominee director		
Kanarath Payattiyath Be 	00163632	Nominee director		
Balaji Parthasarthy	AAIPB3468P	CFO	450,000	
Sanin Panicker	BVGPP6019L	Company Secretar	73	

**(ii) Particulars of change in director(s) and Key managerial personnel during the year**

2

Name	DIN/PAN	Designation at the beginning / during the financial year	Date of appointment/ change in designation/ cessation	Nature of change (Appointment/ Change in designation/ Cessation)
Mona Kachhwaha	01856801	Director	06/05/2021	Change in designation
Kannan Gopalaraghava	03443982	Additional director	06/05/2021	Change in designation

## IX. MEETINGS OF MEMBERS/CLASS OF MEMBERS/BOARD/COMMITTEES OF THE BOARD OF DIRECTORS

### A. MEMBERS/CLASS /REQUISITIONED/NCLT/COURT CONVENED MEETINGS

Number of meetings held

2

Type of meeting	Date of meeting	Total Number of Members entitled to attend meeting	Attendance	
			Number of members attended	% of total shareholding
Annual General Meeting	30/09/2021	254,753	35	0.01
Extra-Ordinary General Meeting	06/05/2021	41	11	79.25

### B. BOARD MEETINGS

\*Number of meetings held

8

S. No.	Date of meeting	Total Number of directors associated as on the date of meeting	Attendance	
			Number of directors attended	% of attendance
1	05/05/2021	10	10	100
2	12/05/2021	10	10	100
3	24/06/2021	10	9	90
4	26/07/2021	10	8	80
5	02/08/2021	10	10	100
6	13/08/2021	10	8	80
7	29/10/2021	10	10	100
8	28/01/2022	10	9	90

### C. COMMITTEE MEETINGS

Number of meetings held

21

S. No.	Type of meeting	Date of meeting	Total Number of Members as on the date of the meeting	Attendance	
				Number of members attended	% of attendance
1	Audit Committee	05/05/2021	5	5	100
2	Audit Committee	23/06/2021	4	3	75
3	Audit Committee	28/10/2021	4	3	75
4	Audit Committee	27/01/2022	4	4	100
5	Resourcing & I	20/05/2021	3	3	100
6	Resourcing & I	09/12/2021	3	3	100
7	Resourcing & I	29/12/2021	3	3	100
8	Resourcing & I	03/03/2022	3	3	100
9	Nomination & I	05/05/2021	6	6	100
10	Nomination & I	24/06/2021	6	6	100

**D. \*ATTENDANCE OF DIRECTORS**

S. No.	Name of the director	Board Meetings			Committee Meetings			Whether attended AGM held on
		Number of Meetings which director was entitled to attend	Number of Meetings attended	% of attendance	Number of Meetings which director was entitled to attend	Number of Meetings attended	% of attendance	
1	Munuswamy A	8	8	100	17	17	100	
2	Kandheri Mun	8	8	100	11	11	100	
3	Sankaran Kris	8	8	100	18	18	100	
4	Krishnamurthy	8	7	87.5	9	9	100	
5	Shailesh Jaya	8	8	100	3	3	100	
6	Kannan Gopal	8	7	87.5	3	1	33.33	
7	Mona Kachhw	8	6	75	6	4	66.67	
8	Suman Bollina	8	7	87.5	0	0	0	
9	Sumir Chadha	8	6	75	10	3	30	
10	Kanarath Paya	8	8	100	3	3	100	

**X. \*REMUNERATION OF DIRECTORS AND KEY MANAGERIAL PERSONNEL** Nil

Number of Managing Director, Whole-time Directors and/or Manager whose remuneration details to be entered

1

S. No.	Name	Designation	Gross Salary	Commission	Stock Option/ Sweat equity	Others	Total Amount
1	M Anandan	Managing Director	60,000,000	40,000,000	0	82,000	100,082,000
	Total		60,000,000	40,000,000	0	82,000	100,082,000

Number of CEO, CFO and Company secretary whose remuneration details to be entered

2

S. No.	Name	Designation	Gross Salary	Commission	Stock Option/ Sweat equity	Others	Total Amount
1	Parthasarathy Balaji	CFO	11,661,765	0	0	0	11,661,765
2	Sanin Panicker	Company Secretary	1,232,359	0	0	0	1,232,359
	Total		12,894,124	0	0	0	12,894,124

Number of other directors whose remuneration details to be entered

7

S. No.	Name	Designation	Gross Salary	Commission	Stock Option/ Sweat equity	Others	Total Amount
1	Kandheri Munuswar	Independent Director	0	750,000	0	435,000	1,185,000
2	Sankaran Krishnam	Independent Director	0	750,000	0	540,000	1,290,000
3	Krishnamurthy Vijay	Independent Director	0	750,000	0	375,000	1,125,000
4	Kannan Gopalaram	Independent Director	0	750,000	0	225,000	975,000
5	Mona Kachhwaha	Independent Director	0	750,000	0	250,000	1,000,000
6	Shailesh Mehta	Non-executive Director	0	750,000	0	295,000	1,045,000
7	Suman Bollina	Non-executive Director	0	750,000	0	210,000	960,000
	Total		0	5,250,000	0	2,330,000	7,580,000

**XI. MATTERS RELATED TO CERTIFICATION OF COMPLIANCES AND DISCLOSURES**

\* A. Whether the company has made compliances and disclosures in respect of applicable provisions of the Companies Act, 2013 during the year  Yes  No

B. If No, give reasons/observations

**XII. PENALTY AND PUNISHMENT - DETAILS THEREOF**(A) DETAILS OF PENALTIES / PUNISHMENT IMPOSED ON COMPANY/DIRECTORS /OFFICERS  Nil 

Name of the company/ directors/ officers	Name of the court/ concerned Authority	Date of Order	Name of the Act and section under which penalised / punished	Details of penalty/ punishment	Details of appeal (if any) including present status

(B) DETAILS OF COMPOUNDING OF OFFENCES  Nil 

Name of the company/ directors/ officers	Name of the court/ concerned Authority	Date of Order	Name of the Act and section under which offence committed	Particulars of offence	Amount of compounding (in Rupees)

**XIII. Whether complete list of shareholders, debenture holders has been enclosed as an attachment** Yes  No**XIV. COMPLIANCE OF SUB-SECTION (2) OF SECTION 92, IN CASE OF LISTED COMPANIES**

In case of a listed company or a company having paid up share capital of Ten Crore rupees or more or turnover of Fifty Crore rupees or more, details of company secretary in whole time practice certifying the annual return in Form MGT-8.

Name

Whether associate or fellow

 Associate  Fellow

Certificate of practice number

**I/We certify that:**

(a) The return states the facts, as they stood on the date of the closure of the financial year aforesaid correctly and adequately.

(b) Unless otherwise expressly stated to the contrary elsewhere in this Return, the Company has complied with all the provisions of the Act during the financial year.

**Declaration**I am Authorised by the Board of Directors of the company vide resolution no. ...  dated 

(DD/MM/YYYY) to sign this form and declare that all the requirements of the Companies Act, 2013 and the rules made thereunder in respect of the subject matter of this form and matters incidental thereto have been complied with. I further declare that:

- Whatever is stated in this form and in the attachments thereto is true, correct and complete and no information material to the subject matter of this form has been suppressed or concealed and is as per the original records maintained by the company.
- All the required attachments have been completely and legibly attached to this form.

**Note: Attention is also drawn to the provisions of Section 447, section 448 and 449 of the Companies Act, 2013 which provide for punishment for fraud, punishment for false statement and punishment for false evidence respectively.**

To be digitally signed by

Director

DIN of the director

00033633

To be digitally signed by

Company Secretary

Company secretary in practice

Membership number

32834

Certificate of practice number

**Attachments**

1. List of share holders, debenture holders
2. Approval letter for extension of AGM;
3. Copy of MGT-8;
4. Optional Attachment(s), if any

Attach

Attach

Attach

Attach

**List of attachments**

Remove attachment

Modify

Check Form

Prescrutiny

Submit

**This eForm has been taken on file maintained by the Registrar of Companies through electronic mode and on the basis of statement of correctness given by the company**